
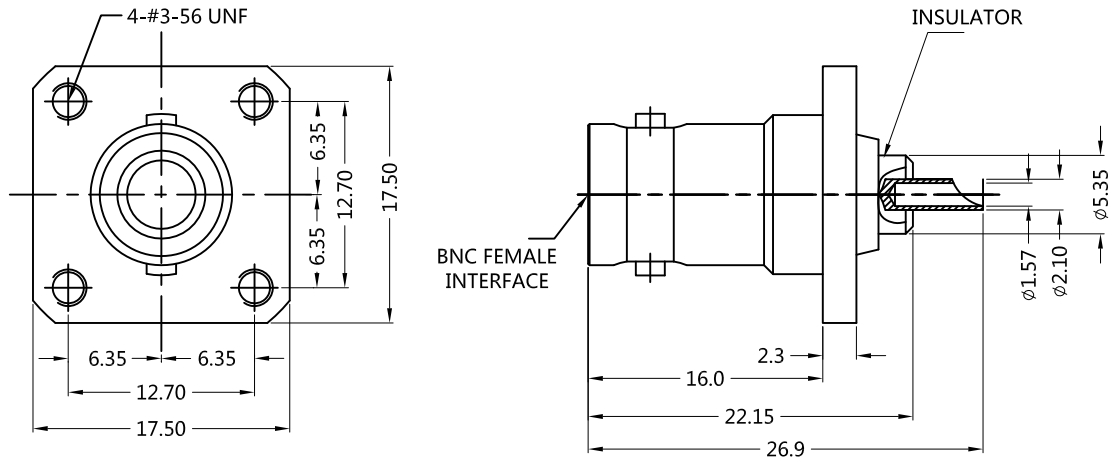


REV.	DESCRIPTION	ECN NO.	NAME	DATE	 ALL PARTS MUST MEET TO RoHS REQUIREMENTS
A1	NEW FEAME	N/A	JING	2020-07-01	



MATERIALS AND PLATING		UNIT: MICRO-INCHES
PART NAME	MATERIALS	PLATING
BODY	BRASS C3602	NICKEL 100u"/COPPER
INSULATOR	TEFLON MIL-P-19468	N/A
CONTACT PIN	PHOSPHOR BRONZE	SILVER 120u"/COPPER

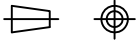
ELECTRICAL CHARACTERISTICS		
IMPEDANCE	50 Ω	
VOLTAGE RATING	500 V(rms)	
FREQUENCY RANGE	0 ~ 2 GHz	
DIELECTRIC WITHSTANDING VOLTAGE	>1000 V	
CONTACT RESISTANCE	CENTER CONTACT	<1.5 mΩ
	OUTER CONTACT	<0.2 mΩ
INSULATION RESISTANCE	>5000 MΩ	
INSERTION LOSS	N/A	
RF-LEAKAGE	N/A	
VSWR	<1.30	
3RD INTERMODULATION	N/A	

MECHANICAL CHARACTERISTICS	
FORCE TO ENGAGE AND DISENGAGE	N/A
CENTER CONTACT RETENTION FORCE	N/A
RECOMMENDED COUPLING TORQUE	N/A
COUPLING NUT RETENTION FORCE	N/A
DURABILITY	>500 cycles

ENVIRONMENTAL PARAMETER	
TEMPERATURE RANGE	-55 °C ~ +125 °C

**\* CUSTOMER OUTLINE DRAWING**

UNLESS OTHERWISE SPECIFIED:  
 1) EDGES : C0.15 MAX ;  
 2) REMOVE ALL BURRS ;  
 3) SURFACE ROUGHNESS : Ra1.6 ;  
 4) UNITS : mm ;  
 5) DIMENSIONS TOLERANCES  
 DECIMALS : .x ±0.3 .xx ±0.2 .xxx±0.1;  
 ANGLES : ± 5°.

THIRD ANGLE PROJECTION		
APPROVED :	CUSTOMER P/N :	-
CHECKED :	SCALE :	2 : 1
DRAWING :	DATE :	2020-07-01
JING	PAGE :	1/1



TITLE : BNC FEMALE S/T SOLDER CUP FOR PCB 4-HOLE FLANGE 50 OHM  
 DRAWING NO. : 5BNF85S-A00-002  
 COMPANY WEBSITE : www.slkcorp.com

CUSTOMER OUTLINE DRAWING